

What's new? Enhancements since AxCMS.net 9.0

# AXCMS.NET 9.2

AxCMS.net 9.2, published June 2<sup>nd</sup>, 2010

AxCMS.net

# Highlights

- Groups for Structure Elements
- Pre-Live System
- Image Formatting
- Multiple Files Upload
- And much more...

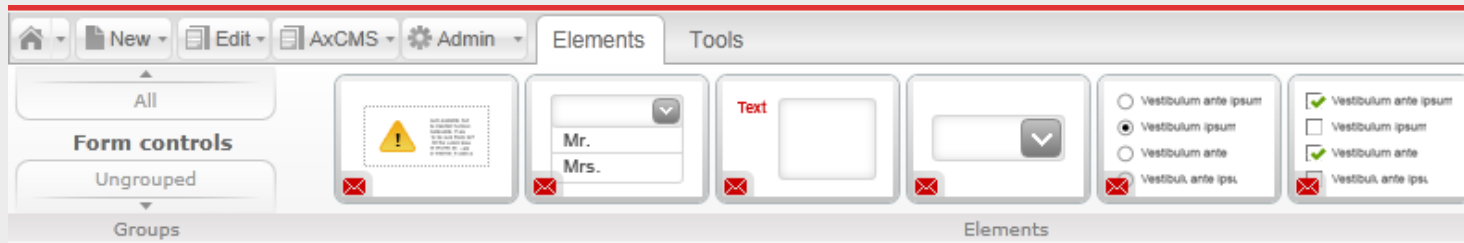
# Groups for Structure Elements

Structure Elements can now be grouped.

The Editor can much easier find and insert the needed element.

Developers can group the elements which are related.

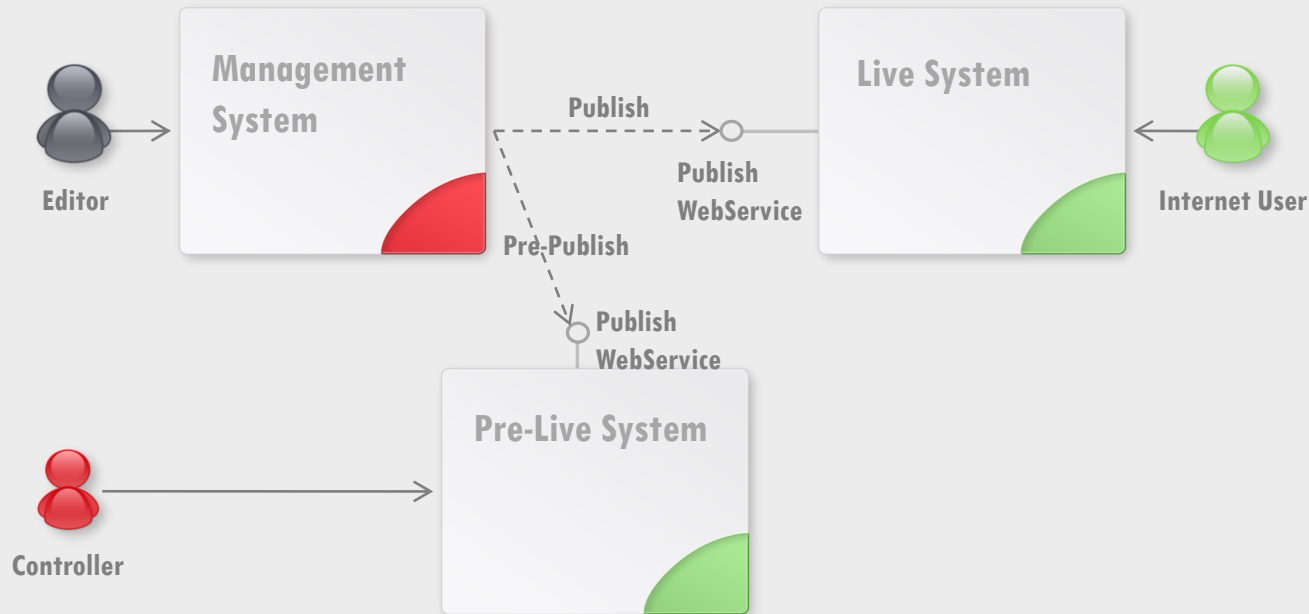
Placeholders can allow a whole group instead of particular elements. Administration is simplified this way.



# Pre-Live System

Sometimes you wish to publish new content and test how it works and looks like in Live System, before your users can see it. It is especially important, if the Live System is integrated with other applications and this integration is not available in Management System.

SOLUTION: install a second copy of Live System – so-called Pre-Live System. Configure second publish agent. You will see an additional button „Pre-Publish“.



# Image Formatting (9.1)

Image Formatting allows to rotate, scale, resize images in customized predefined formats as well as a silverlight ribbon toolbar to adjust and edit images manually through the management interface.

It is also possible to save the formatted image as a separate document, preview it, open it on the live site.



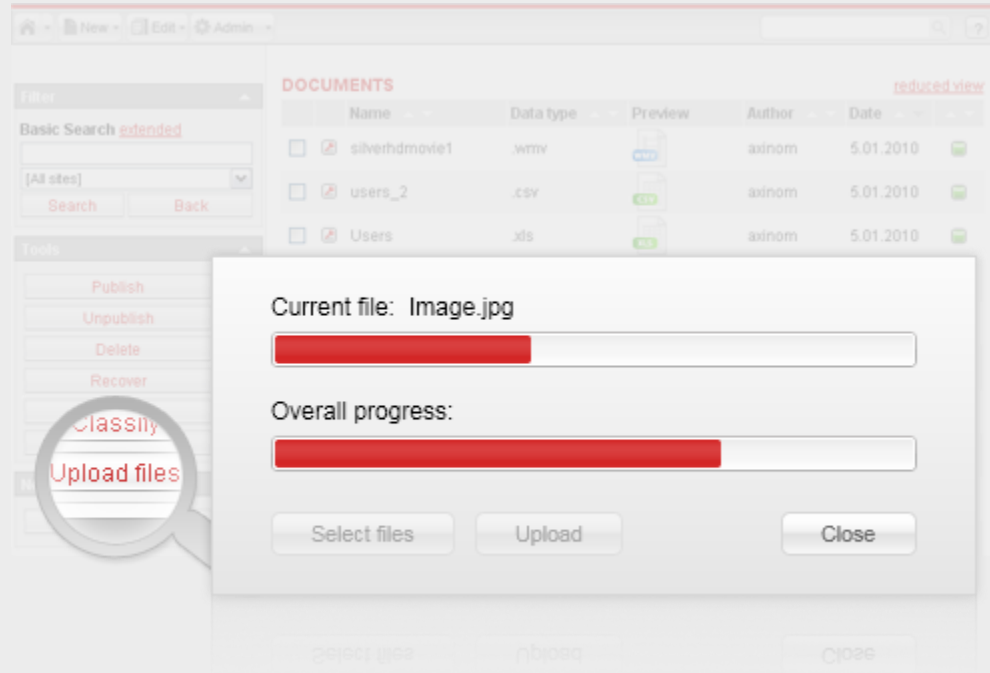
The screenshot shows the AxCMS image formatting interface. At the top, there is a navigation bar with 'Home', 'New', 'Edit', and 'Admin' menus, and a 'Tools' tab. Below this is a ribbon-style toolbar with the following tools: Rotate, Scale In, Scale Out, Auto Fit, Undo, Save As New, and Preview. To the right of the toolbar is a preview window showing a small version of the orange chrysanthemum image. Further right is a 'Format' panel with the following information: Format: png, Width: 500 px (0-500 px), and Height: 425 px (0-500 px). The interface is clean and modern, with a light gray background and clear icons for each tool.

# Multiple Files Upload (9.1)

Easy and time saving way to upload multiple files simultaneously!

"Edit" -> "Documents" -> "Upload Files"

Select Files and click "Upload"



The screenshot displays the AxCMS interface. On the left, a sidebar contains a search bar and a 'Tools' menu with options: Publish, Unpublish, Delete, Recover, Classify, and Upload files. The 'Upload files' option is highlighted with a magnifying glass. The main content area shows a 'DOCUMENTS' table with columns: Name, Data type, Preview, Author, and Date. The table contains three entries: 'silverhdmovie1' (wmv), 'users\_2' (.csv), and 'Users' (xls). A modal dialog is open in the foreground, titled 'Current file: Image.jpg'. It features two progress bars: one for the current file (approximately 25% full) and one for the overall progress (approximately 75% full). At the bottom of the dialog are three buttons: 'Select files', 'Upload', and 'Close'.

Name	Data type	Preview	Author	Date
<input type="checkbox"/> silverhdmovie1	.wmv		axinom	5.01.2010
<input type="checkbox"/> users_2	.csv		axinom	5.01.2010
<input type="checkbox"/> Users	.xls		axinom	5.01.2010

# Many Improvements In Other Areas:

## For Editors:

- Copy / Paste
- Top Menu
- Control over Favicons
- Better control when Publishing
- CSS Class and Image Format can be Applied to Images
- Highlight Current Style / Color / Formatting in the Toolbar
- Checked-Out Elements are Shown Red

## For Developers & Administrators:

- Meta Tags Usage
- Extensibility for AxCMS.net Objects
- Thumbnail Handling
- Securing web.config Keys
- Usage of Macros
- Active Directory Synchronization

# Need More Information?

- Download AxCMS.net 9.2 (For Partners only)  
[http://AxCMS.net/en\\_Partner\\_Download\\_AxCMS.AxCMS](http://AxCMS.net/en_Partner_Download_AxCMS.AxCMS)  
(with detailed Release Notes)
- Read about our Partner Program  
[http://AxCMS.net/en\\_axcms\\_partnerstart.AxCMS](http://AxCMS.net/en_axcms_partnerstart.AxCMS)
- Need help? AxCMS.net Help & Support Center  
<http://help.AxCMS.net>
- Information about upgrading from earlier AxCMS.net versions  
[http://help.AxCMS.net/en\\_help\\_inst\\_upgrade\\_9\\_2\\_0.AxCMS](http://help.AxCMS.net/en_help_inst_upgrade_9_2_0.AxCMS)
- More questions? Write us: [support@axinom.com](mailto:support@axinom.com)

# Contact

Alexander Körner  
Global Partner Manager

E-Mail: [support@axinom.com](mailto:support@axinom.com)

Telefon: +49 (911) 80109-0

Telefax: +49 (911) 80109-10

<http://www.AxCMS.net>